



# Canadian Arabian Horse Registry

## Colour & Markings Verification Form

Note: This form is used for colour and/or markings changes and for confirming markings when transferring AHA registered animals to CAHR

HORSE NAME: \_\_\_\_\_

FOALING DATE 

Month	Day	Year
-------	-----	------

SEX  STALLION  
 MARE  
 GELDING

BODY COLOUR  BAY  
 GREY  
 CHESTNUT  
 BLACK  
 ROAN

Blood Typed:  Yes  No

DNA Typed:  Yes  No

Parentage Verified by :  Blood Type  DNA Type

## Reason

Please place an X in the appropriate box

COLOUR and/or  MARKINGS CHANGE: CAHR Reg. # \_\_\_\_\_

Complete the Written Description and Diagram of Markings\* on page two of this form and submit with the original Certificate of Registration and colour photographs of front, back and both side views of the animal clearly showing all white markings.\*\*

IDENTIFICATION for TRANSFER of AHA animals to CAHR: DATE OF IMPORT: 

Month	Day	Year
-------	-----	------

Complete the Written Description and Diagram of Markings\* on page two of this form and submit with the original AHA Certificate of Registration, colour photographs of front, back and both side views of the animal clearly showing all white markings\*\*, the appropriate fee and a copy of the border crossing papers that indicate when the horse was imported into Canada. When completing the Diagram of Markings, draw markings directly from the horse in question, do not re-draw from the AHA papers.

IDENTIFICATION:

To identify or confirm markings for any other purposes when requested by the Registry, complete the Written Description and Diagram of Markings\* on page two of this form.

\* GREY ANIMALS: will need to be wet down and in some cases clipped to clearly show the underlying pink skin for photos and to correctly draw markings. When completing the Diagram of Markings for a grey animal, only draw white markings with underlying pink skin.

\*\* PHOTO SPECIFICATIONS: photos must be of good quality and should be taken with the horse standing on a flat surface without mud, snow or long grass to clearly show hoof colour. We will require photos taken from the front, hind and both sides so that all views of leg markings are visible, as well as close-ups of any markings that are faint or that are not easily visible in the four views indicated above (ie: belly spots, lower lip, chin, etc). Photos can be sent via regular mail or by email (provided they are of an adequate size and quality to print out a suitable copy).

## Ownership Information

Name of owner		C.A.H.R. I.D. No.	Phone No.
Address	City	Prov.	Postal Code

I hereby attest that all of the above statements are true to the best of my knowledge.

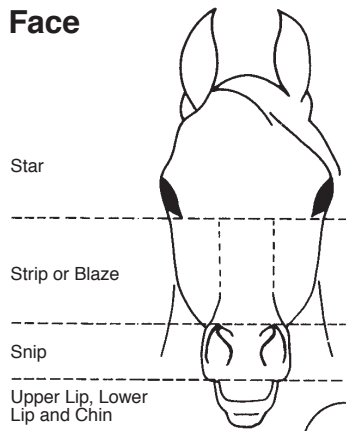
Signature	Month	Day	Year
-----------	-------	-----	------

Page two of form must be completed

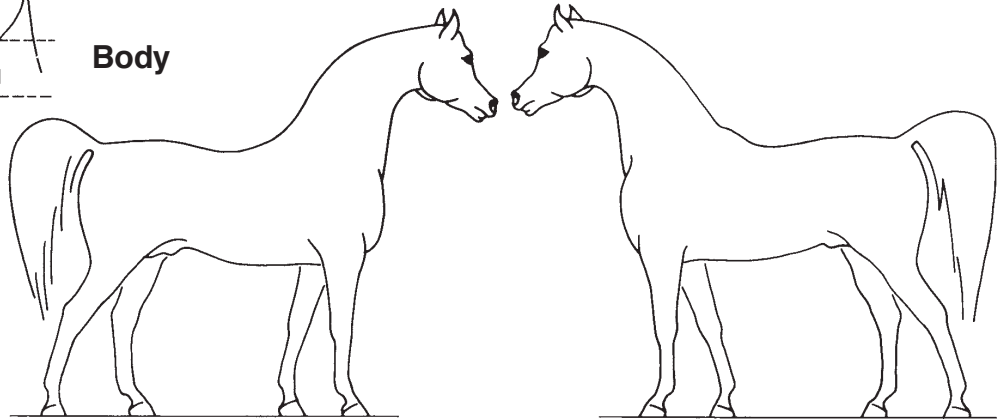
# DIAGRAM OF MARKINGS & WRITTEN DESCRIPTION

- All white markings must be drawn.
- For Grey horses - Only draw white markings with underlying pink skin. If markings are faint/have no underlying pink skin, do not draw on diagram of markings. (You may need to wet down the area in question to verify the underlying skin colour).
- Hoof colour must be indicated.
- If horse has no white markings, write "NONE" in the corresponding area of the written description.
- Indicate the location of hair whorls on the head and neck by drawing an 'X' on the diagram of markings. A hair whorl is the centre of a tuft of hair growing in a different direction from the surrounding hair. If horse has no hair whorls, write "NONE" in the corresponding area of the written description.

## Face

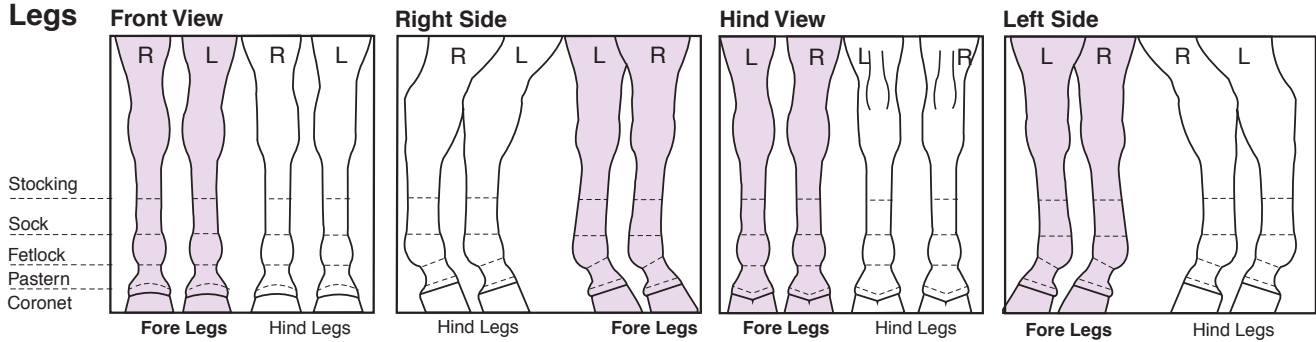


## Body



\*Please exercise care in completing all markings, including all views of legs, or processing will be delayed.

## Legs



First Name Choice: \_\_\_\_\_

## Written Description

Face Markings:

Leg Markings:

Right Fore:	<input type="text"/>	Hoof Colour: Light <input type="checkbox"/> Dark <input type="checkbox"/> Parti <input type="checkbox"/>
Left Fore:	<input type="text"/>	Hoof Colour: Light <input type="checkbox"/> Dark <input type="checkbox"/> Parti <input type="checkbox"/>
Right Hind:	<input type="text"/>	Hoof Colour: Light <input type="checkbox"/> Dark <input type="checkbox"/> Parti <input type="checkbox"/>
Left Hind:	<input type="text"/>	Hoof Colour: Light <input type="checkbox"/> Dark <input type="checkbox"/> Parti <input type="checkbox"/>

Body Markings: Belly spots, tatoos, brands or other notable markings or scars

Whorls:	Head	
	Right Side Neck	Left Side Neck

Markings drawn by: \_\_\_\_\_ Signature: \_\_\_\_\_

Send forms to:



**Canadian Arabian Horse Registry** c/o Arabian Horse Association  
 6030 Greenwood Plaza Blvd Ste 100, Greenwood Village, Colorado, USA 80111  
 Phone: 303.696.4500 • Email: info@cahr.ca • Web: www.cahr.ca