



Canadian Arabian Horse Registry

DUPLICATE CERTIFICATE REQUEST FORM

HORSE NAME: _____

CAHR/CPAR
Registration No.

SEX ☐ STALLION
☐ MARE
☐ GELDING

BODY
COLOUR ☐ BAY
☐ GREY
☐ CHESTNUT
☐ BLACK
☐ ROAN
OTHER: ☐ _____

Reason

Part 1: To be completed by the *current recorded owner*. Part 1 must be completed.

I, _____, do hereby attest that the original certificate of registration for the above named horse was lost or is no longer in my possession due to the following circumstances (if certificate was mailed or given to another individual or auction company, please provide name and address) :

Circumstances of Loss: _____

Signature of current recorded owner: _____ Date: _____

Witness Name: _____ MANDATORY Signature: _____ Date: _____

Part 2: To be completed *in addition* to Part 1 if the certificate was not lost by the current recorded owner.

I, _____, do hereby attest that the original certificate of registration for the above named horse was lost or is no longer in my possession due to the following circumstances:

Print Name: _____ Signature : _____ Date: _____

Witness Name: _____ Signature: _____ Date: _____

Transfer of Ownership

(Complete only if horse has been sold)

Buyer Information

Name: _____ CAHR ID # _____

Address: _____

City: _____ Province: _____ PC: _____

Phone: _____ Pax: _____ Email: _____

Date of Transfer: _____ Month // _____ Day / _____ Year

Seller's Signature

Month

Day

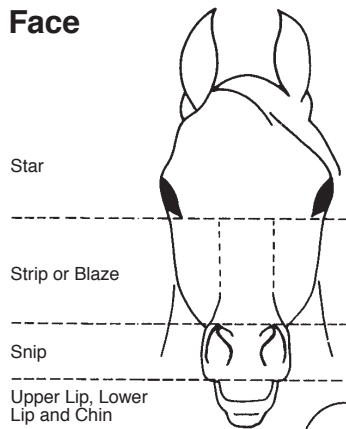
Year

Page two of form must be completed

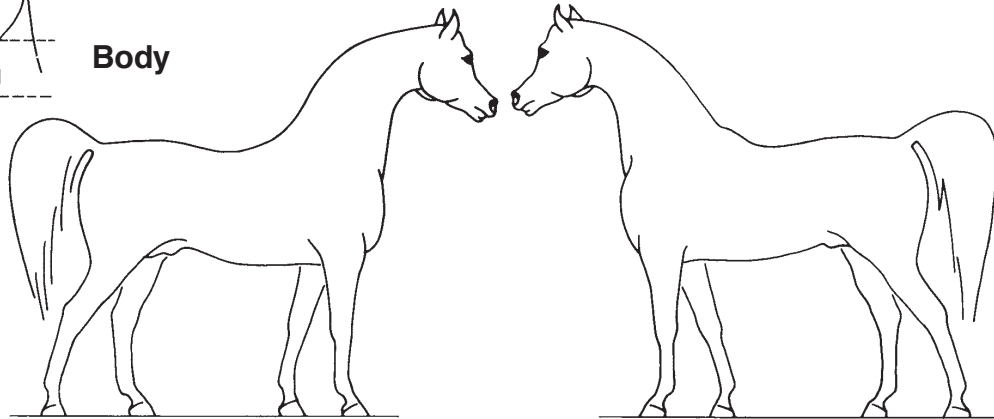
DIAGRAM OF MARKINGS & WRITTEN DESCRIPTION

- All white markings must be drawn.
- For Grey horses - Only draw white markings with underlying pink skin. If markings are faint/have no underlying pink skin, do not draw on diagram of markings. (You may need to wet down the area in question to verify the underlying skin colour).
- Hoof colour must be indicated.
- If horse has no white markings, write "NONE" in the corresponding area of the written description.
- Indicate the location of hair whorls on the head and neck by drawing an 'X' on the diagram of markings. A hair whorl is the centre of a tuft of hair growing in a different direction from the surrounding hair. If horse has no hair whorls, write "NONE" in the corresponding area of the written description.

Face

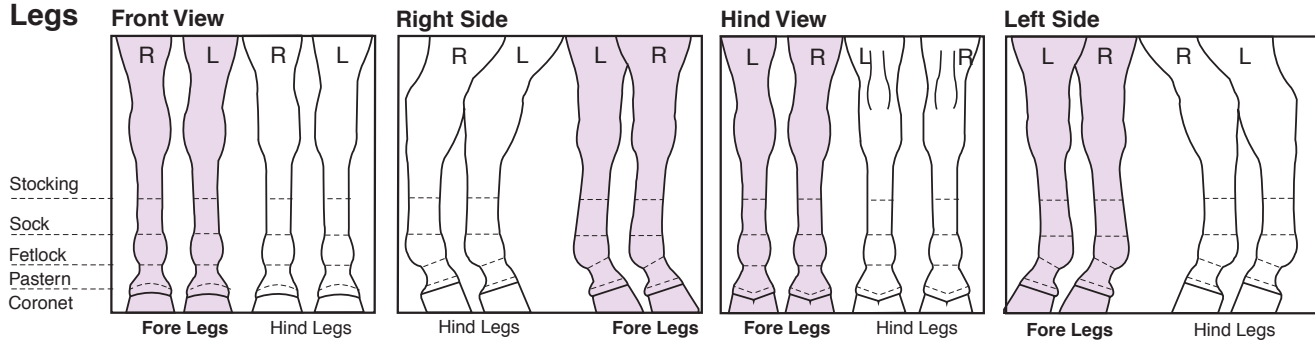


Body



*Please exercise care in completing all markings, including all views of legs, or processing will be delayed.

Legs



First Name Choice: _____

Written Description

Face Markings: _____

Leg Markings:

Right Fore:		Hoof Colour: Light <input type="checkbox"/> Dark <input type="checkbox"/> Parti <input type="checkbox"/>
Left Fore:		Hoof Colour: Light <input type="checkbox"/> Dark <input type="checkbox"/> Parti <input type="checkbox"/>
Right Hind:		Hoof Colour: Light <input type="checkbox"/> Dark <input type="checkbox"/> Parti <input type="checkbox"/>
Left Hind:		Hoof Colour: Light <input type="checkbox"/> Dark <input type="checkbox"/> Parti <input type="checkbox"/>

Body Markings: Belly spots, tatoos, brands or other notable markings or scars

Whorls:

Head	
Right Side Neck	Left Side Neck

Markings drawn by: _____ Signature: _____

Send forms to:



Canadian Arabian Horse Registry c/o Arabian Horse Association
 6030 Greenwood Plaza Blvd Ste 100, Greenwood Village, Colorado, USA 80111
 Phone: 303.696.4500 • Email: info@cahr.ca • Web: www.cahr.ca