



## NAME (not more than 30 letters including spaces)

[illegible][illegible]

Implant Date:\_\_\_\_\_

☐ If twin, state sex of twin \_\_\_\_\_

SIRE	CAHR REGISTRATION #	FOREIGN REGISTRY #	COLOUR
DAM	CAHR REGISTRATION #	FOREIGN REGISTRY #	COLOUR

NAME		C.A.H.R. I.D. NO.		EMAIL
ADDRESS	CITY	PROV	POSTAL CODE	PHONE

SIGNATURE of owner of DAM at time of foaling	DATE
--	------

NAME OF DAM
NAME OF SIRE

for which registration of the resulting foal is now being applied.

Name of owner of DAM at time of breeding		C.A.H.R. I.D. NO.		Email
Address	City	Prov.	POSTAL CODE	Phone

Signature of owner of DAM at time of breeding	DATE
---	------

Inseminated on the dates: \_\_\_\_\_

Stallion Service Certificate Number (obtain Signed Original from owner of stallion and submit with application) : \_\_\_\_\_

## DO NOT COMPLETE IF MARE WAS BRED BY TRANSPORTED SEMEN

REGISTERED NAME OF SIRE	CAHR Registration No.
REGISTERED NAME OF DAM	CAHR Registration No.
DATES:	During the year:  _____
FROM: TO:	
DATES:	

During the year:

Name of owner of STALLION at time of breeding		C.A.H.R. I.D. NO.		Email	
Address	City	Prov.	POSTAL CODE	Phone	
Signature of owner of STALLION at time of breeding			Month	Day	Year

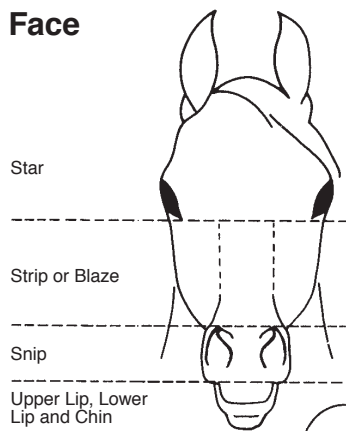
I/We hereby transfer the recorded ownership of the foal described above, when registered to the new owner(s).

Name of new owners		C.A.H.R. I.D. NO.		Email	
Address	City	Prov.	POSTAL CODE	Phone	
Signature of owner of DAM at time of foaling			DATE OF SALE	Month	Day Year

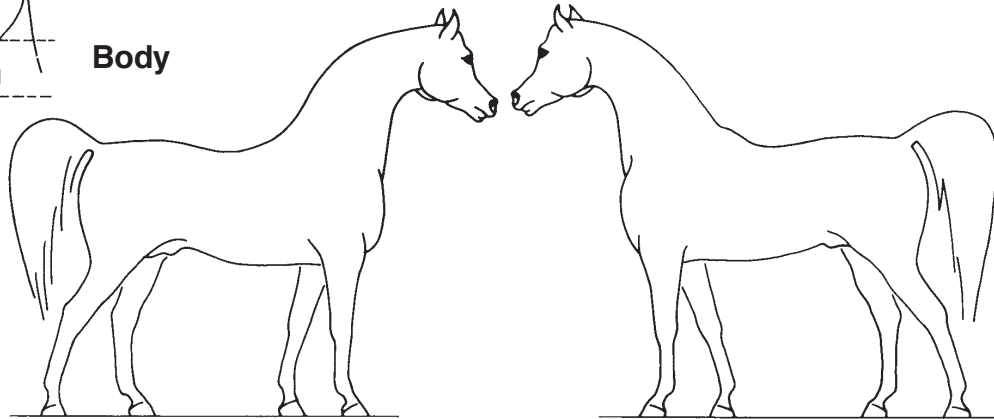
## DIAGRAM OF MARKINGS & WRITTEN DESCRIPTION

- All white markings must be drawn.
- For Grey horses - Only draw white markings with underlying pink skin. If markings are faint/have no underlying pink skin, do not draw on diagram of markings. (You may need to wet down the area in question to verify the underlying skin colour).
- Hoof colour must be indicated.
- If horse has no white markings, write "NONE" in the corresponding area of the written description.
- Indicate the location of hair whorls on the head and neck by drawing an 'X' on the diagram of markings. A hair whorl is the centre of a tuft of hair growing in a different direction from the surrounding hair. If horse has no hair whorls, write "NONE" in the corresponding area of the written description.

### Face

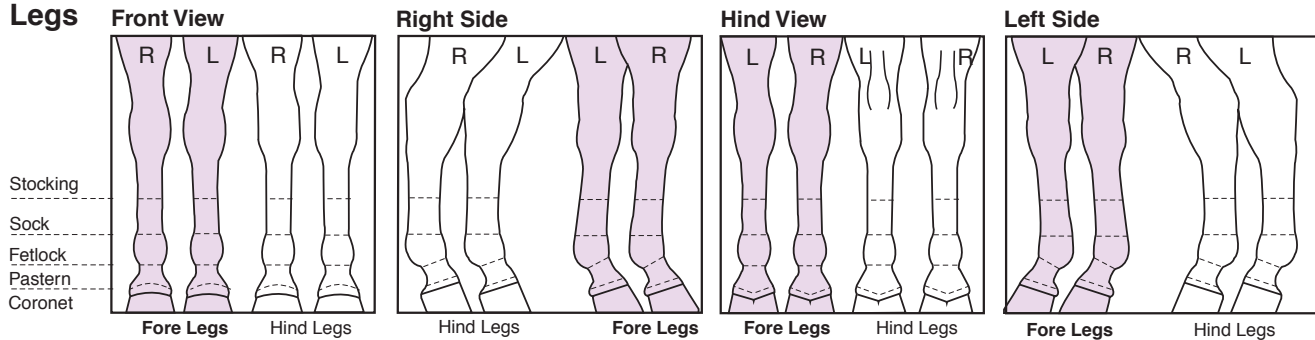


### Body



\*Please exercise care in completing all markings, including all views of legs, or processing will be delayed.

### Legs



First Name Choice: \_\_\_\_\_

### Written Description

Face Markings: \_\_\_\_\_

Leg Markings:

Right Fore:

Left Fore:

Right Hind:

Left Hind:

Hoof Colour: Light ☐ Dark ☐ Parti ☐

Hoof Colour: Light ☐ Dark ☐ Parti ☐

Hoof Colour: Light ☐ Dark ☐ Parti ☐

Hoof Colour: Light ☐ Dark ☐ Parti ☐

Body Markings: Belly spots, tatoos, brands or other notable markings or scars

Whorls:

Head

Right Side Neck

Left Side Neck

Markings drawn by: \_\_\_\_\_ Signature: \_\_\_\_\_

Send forms to:



**Canadian Arabian Horse Registry** c/o Arabian Horse Association  
6030 Greenwood Plaza Blvd Ste 100, Greenwood Village, Colorado, USA 80111  
Phone: 303.696.4500 • Email: info@cahr.ca • Web: www.cahr.ca