



Canadian Partbred Arabain Registry North American Transfer IMPORT FORM

Use this form for importing a horse into Canada from the United States

HORSE NAME: _____

AHA/HAHR
Registration No.

SEX STALLION
 MARE
 GELDING

BODY
COLOUR BAY
 GREY
 CHESTNUT
 BLACK
 ROAN
OTHER: _____

The following documentation must be submitted along with this form and the appropriate fees to the C.A.H.R. office:

- The Original Certificate of Registration - properly endorsed by the recorded owner
- A copy of the border crossing papers (any *one* of the following - GST receipt, coggins test, health papers)

Date of Import into Canada:

MONTH	DAY	YEAR
-------	-----	------

If this horse is a mare, was she bred prior to importation into Canada? NO YES If yes, please provide breeding dates: (mm/dd/yy)

Visual Identification: A Markings Form (Part 2 of this form) must be properly completed and submitted along with this Import Form. Please ensure that the markings are drawn directly from the horse to ensure accuracy and include all hair whorls, scars, brands or other identifying marks. If the markings drawn differ from what is shown and/or listed on the AHA/HAHR Certificate of Registration, you may be required to submit colour photographs of the horse, clearly showing all markings and any discrepancies. Photos can be emailed or printed and mailed with the original certificate of registration. (*Hair whorls are not noted in AHA/IAHA markings and will not require confirmation by photographs)

The CAHR may inspect this horse for identification purposes. Please provide the location of this horse:

Name of Contact Person: _____ Ph#: _____

Address: _____

City: _____ Province: _____ PC: _____

Owner as of date of Import into Canada

By signing below, I agree that the information provided above is correct to the best of my knowledge. I understand that the above noted horse must meet all of the requirements as stated in the Rules and Regulations of the CAHR/CPAR at the time of import before registration will be completed.

Name: _____ CAHR ID # _____

Address: _____

City: _____ Province: _____ PC: _____

Phone: _____ Pax: _____ Email: _____

Signature	Month	Day	Year
-----------	-------	-----	------

First Name Choice: _____



Send forms to:

Canadian Arabian Horse Registry
c/o Arabian Horse Association
6030 Greenwood Plaza Blvd Ste 100
Greenwood Village, Colorado, USA 80111
Phone: 303.696.4500
Email: info@cahr.ca • Web: www.cahr.ca

Written Description

Face Markings: _____

Leg Markings: _____

Right Fore:	Hoof Colour: Light <input type="checkbox"/>	Dark <input type="checkbox"/>	Parti <input type="checkbox"/>
Left Fore:	Hoof Colour: Light <input type="checkbox"/>	Dark <input type="checkbox"/>	Parti <input type="checkbox"/>
Right Hind:	Hoof Colour: Light <input type="checkbox"/>	Dark <input type="checkbox"/>	Parti <input type="checkbox"/>
Left Hind:	Hoof Colour: Light <input type="checkbox"/>	Dark <input type="checkbox"/>	Parti <input type="checkbox"/>

Body Markings: Belly spots, tatoos, brands or other notable markings or scars

Whorls: _____

Right Side Neck

Left Side Neck

Markings drawn by: _____

Signature: _____

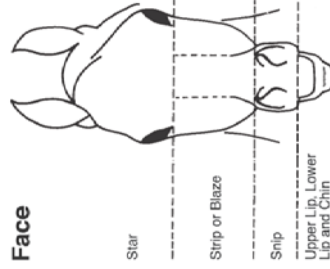
If horse has no white markings, check here

If horse has no whorls, check here

DIAGRAM OF MARKINGS & WRITTEN DESCRIPTION

- All white markings must be drawn.
- *For Grey horses* - Only draw white markings with underlying pink skin. If markings are faint/have no underlying pink skin, do not draw on diagram of markings. (You may need to wet down the area in question to verify the underlying skin colour).
- Hoof colour must be indicated.
- If horse has no white markings, write "NONE" in the corresponding area of the written description.
- Indicate the location of hair whorls on the head and neck by drawing an 'X' on the diagram of markings. A hair whorl is the centre of a tuft of hair growing in a different direction from the surrounding hair. If horse has no hair whorls, write "NONE" in the corresponding area of the written description.

*Please exercise care in completing all markings, including all views of legs, or processing will be delayed.



Face

Body



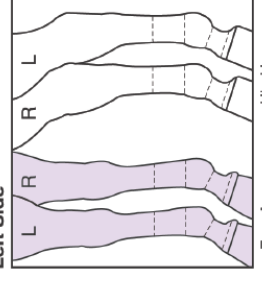
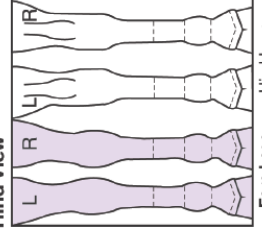
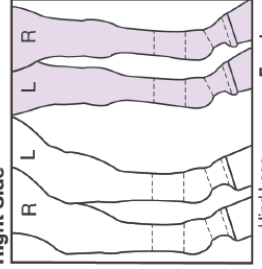
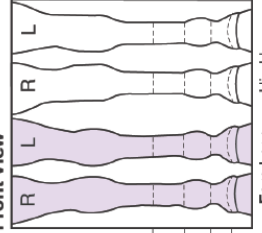
Legs

Front View

Right Side

Hind View

Left Side



Stocking
Sock
Fetlock
Pastern
Coronet

Fore Legs

Hind Legs

Fore Legs

Hind Legs

Fore Legs

Hind Legs